




Te Kura


TE AHO O TE KURA POUNAMU  
THE CORRESPONDENCE SCHOOL

Rugby  
**Workbook**

2014/1

IRO228W





**Copyright © 2014 Board of Trustees of Te Aho o Te Kura Pounamu, Private Bag 39992, Wellington Mail Centre, Lower Hutt 5045, New Zealand. All rights reserved. No part of this publication may be reproduced or transmitted in any form or by any means without the written permission of Te Aho o Te Kura Pounamu.**

**Read the sentences.**

Fill in the gaps so the sentences make sense.

Rugby \_\_\_\_\_ a great game.

You can run \_\_\_\_\_ the ball. You pass the ball.

\_\_\_\_\_ can throw the ball in from the sideline.

If you are \_\_\_\_\_ you can jump high in a line out.

You get five points if you \_\_\_\_\_ a try.

Some players wear headgear to \_\_\_\_\_ their ears and keep their head safe.

You need to be fit to \_\_\_\_\_ rugby.

You have to be a \_\_\_\_\_ good player to be an All Black or a Black Fern.

Read the sentences again. Does your work make sense?

**Compound words**

These words are made up of two small words. Put a circle around each word.

sideline

someone

anyone

lineout


headgear

mouthguard

The All Blacks and the Black Ferns wear a black uniform. There is a silver fern on the front. The team name comes from the colour of their uniform.

Look in the newspaper or use the internet to find photos of the teams.

Glue the photos you have found here.





**Look at your pictures of the All Blacks and the Black Ferns.**

Talk with your supervisor about the different parts of the uniform (rugby jersey, shorts, boots, and the headgear).

- Why do they wear a black uniform?

---

---

- Why do they have a silver fern on the front of their uniform?

---

---

- Why do they wear a rugby jersey and not a t-shirt?

---

---

- What is special and different about rugby boots?

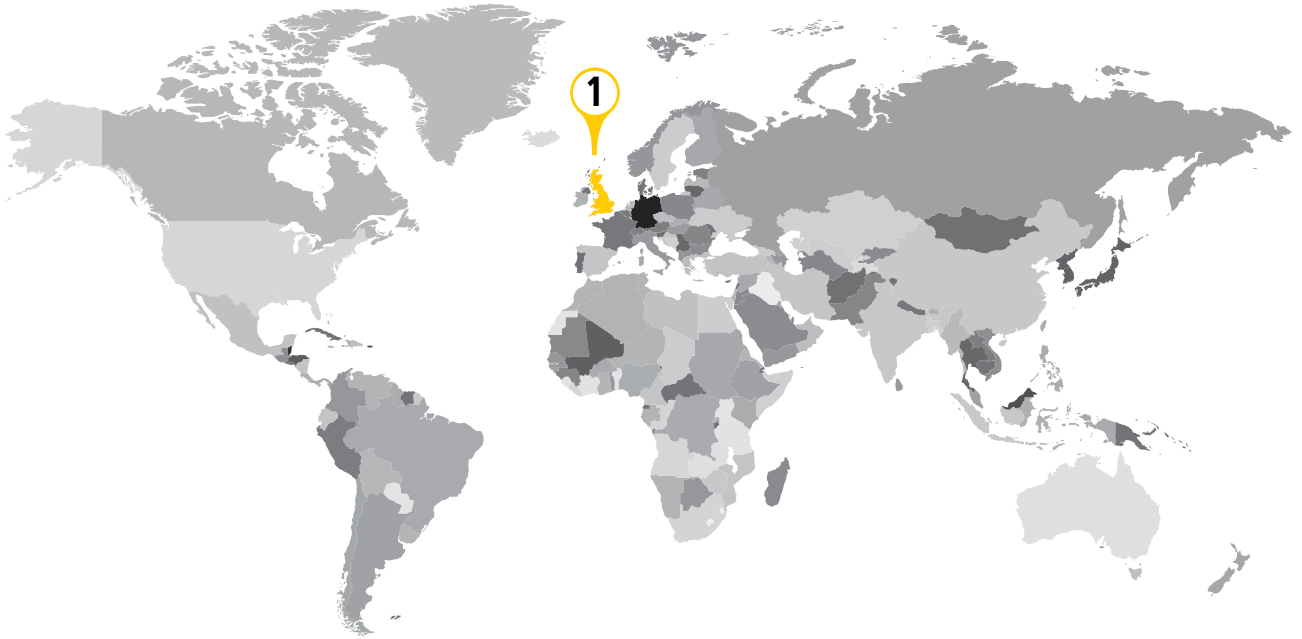
---

- What do rugby players wear to keep them safe?

---

Choose four teams from around the world.

Mark the country they come from on the map.  
Find out more information about the team.



Complete the information for each team in a box on the next page. Here's one that has been done for you.

1



Team name: England

Emblem: Red rose

Team or player in picture: Jonny Wilkinson

2

Team name: \_\_\_\_\_

Emblem: \_\_\_\_\_

Team or player in picture:

\_\_\_\_\_

3

Team name: \_\_\_\_\_

Emblem: \_\_\_\_\_

Team or player in picture:

\_\_\_\_\_

4

Team name: \_\_\_\_\_

Emblem: \_\_\_\_\_


Team or player in picture:

\_\_\_\_\_

Paste a photo of you in your rugby uniform. Or draw a uniform that you would like to wear.

Label the parts of the uniform.

jersey shorts socks boots headgear mouthguard





## Who is your favourite rugby player?

Find a picture of him or her and glue it in the centre of the page.

Write 1 interesting fact about your player in each of the boxes.

The form consists of four rectangular boxes arranged in a 2x2 grid. Each box contains two horizontal lines for writing. The boxes are connected by a central vertical line and a horizontal line, forming a cross shape that divides the page into four quadrants. The top-left and top-right boxes are connected by a horizontal line, and the bottom-left and bottom-right boxes are connected by a horizontal line. Vertical lines connect the top-left box to the bottom-left box, and the top-right box to the bottom-right box. A small horizontal line connects the two vertical lines in the center of the page.

**Write three facts that you have learned about rugby.**

**Fact 1**

---

---

---

**Fact 2**

---

---

---

**Fact 3**

---

---

---

## Assessment

**IRO228W**

Learning Intention	No progress	Some progress	Significant progress	Goal achieved
I read the book and learnt some facts about rugby.				
I found out some information and wrote about a rugby player.				

### Student's comments

---

---

---


### Supervisor's comments

---

---

---

Every effort has been made to acknowledge and contact copyright holders.  
Te Aho o Te Kura Pounamu apologises for any omissions and welcomes more accurate information.



**IRO228W**

# COVER SHEET

STUDENTS – PLACE STUDENT ADDRESS LABEL BELOW OR WRITE IN YOUR DETAILS.

Full Name \_\_\_\_\_

ID No. \_\_\_\_\_

Address \_\_\_\_\_  
(If changed)

## AUTHENTICATION STATEMENT

I certify that the assessment work is the original work of the student named above.

Signed \_\_\_\_\_ Signed \_\_\_\_\_  
(Student) (Supervisor)

FOR SCHOOL USE ONLY

## ASSESSMENT